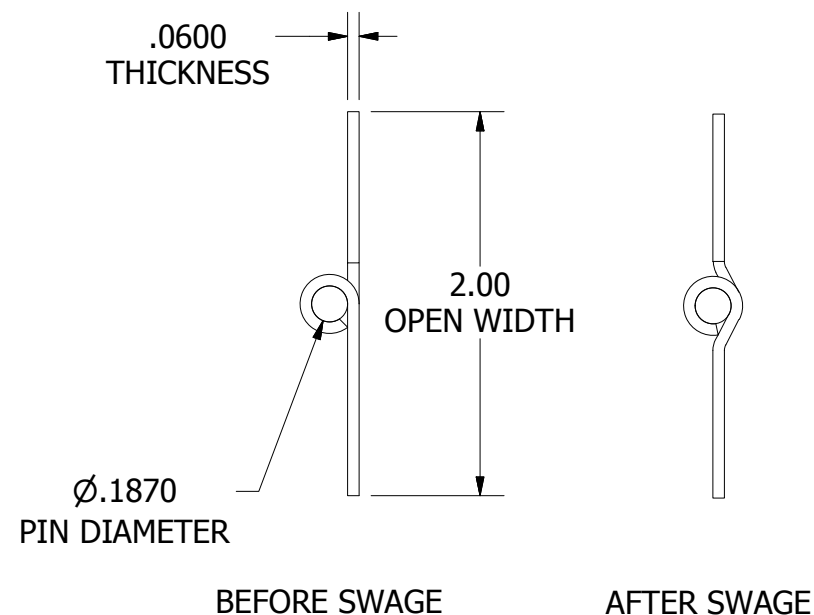
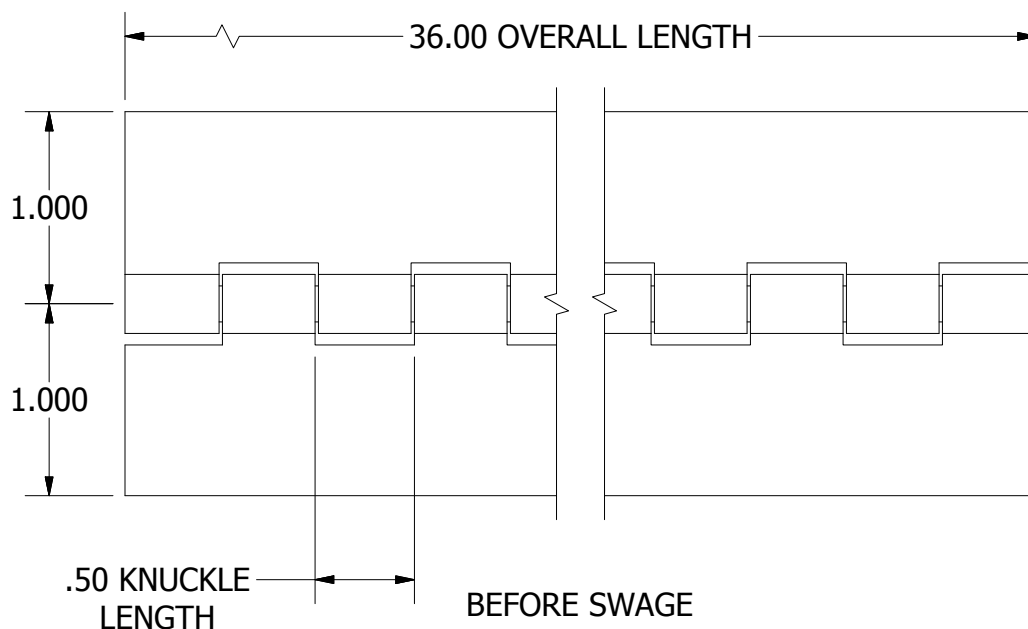
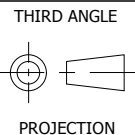


**A**  
SIZE



**NOTES:**

- 1.) HINGE DRAWN KNUCKLE UP.
- 2.) ALL HINGES ARE COMMERCIAL DIE CUT QUALITY.
- 3.) RANGE OF MOTION IS APPROXIMATELY 270°.
- 4.) DIMENSIONS AND TOLERANCES APPLY TO PART PRIOR TO ANY FINISH APPLICATION.
- 5.) BOTH LEAVES HALF SWAGED. SWAGING SLIGHTLY INCREASES LEAF WIDTH.

PART NUMBER: <b>S06503236SW</b>			SCALE: <b>1:1</b>
LEAF MATERIAL: <b>STEEL</b>	PIN MATERIAL: <b>STEEL</b>	FINISH: <b>MILL</b>	
MARLBORO STANDARD TOLERANCES UNLESS OTHERWISE SPECIFIED (ALL TOLERANCES ARE NON-CUMULATIVE)			
.X ± .060 .XXX ± .015		FRACTIONAL: 1/16	
.XX ± .030 .XXXX ± .005		ANGULAR: 1°	

**Marlboro**  
MANUFACTURING INC.

11750 Marlboro Avenue, NE  
Alliance, Ohio 44601  
www.marlbوروhinge.com  
sales@marlbوروhinge.com  
Phone 330-935-2445  
Fax 330-935-2748