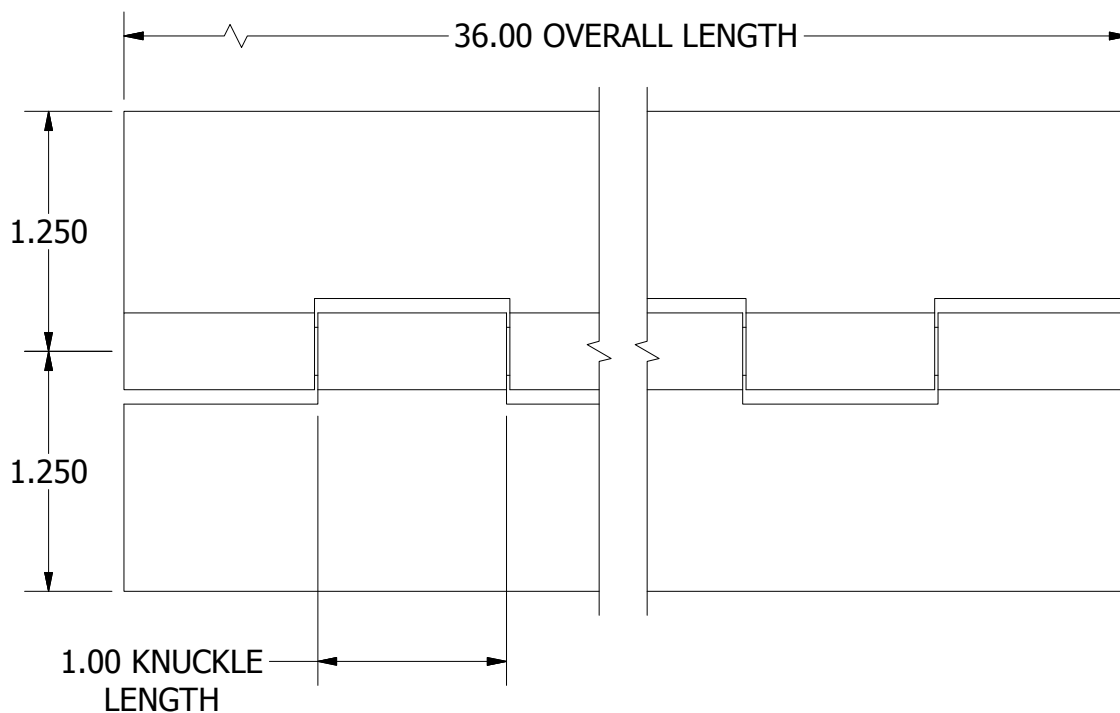
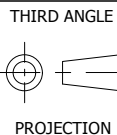
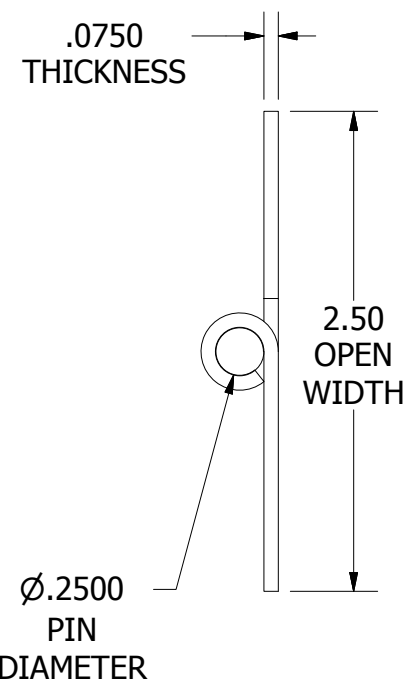


**A**  
SIZE



BEFORE SWAGE



BEFORE SWAGE

AFTER SWAGE

**NOTES:**

- 1.) HINGE DRAWN KNUCKLE UP.
- 2.) ALL HINGES ARE COMMERCIAL DIE CUT QUALITY.
- 3.) RANGE OF MOTION IS APPROXIMATELY 270°.
- 4.) DIMENSIONS AND TOLERANCES APPLY TO PART PRIOR TO ANY FINISH APPLICATION.
- 5.) BOTH LEAVES SWAGED. SWAGING SLIGHTLY INCREASES LEAF WIDTH.

|                                                                                                   |               |                  |
|---------------------------------------------------------------------------------------------------|---------------|------------------|
| PART NUMBER:                                                                                      |               | SCALE:           |
| <b>S07604036SW</b>                                                                                |               | <b>1:1</b>       |
| LEAF MATERIAL:                                                                                    | PIN MATERIAL: | FINISH:          |
| <b>STEEL</b>                                                                                      | <b>STEEL</b>  | <b>MILL</b>      |
| MARLBORO STANDARD TOLERANCES<br>UNLESS OTHERWISE SPECIFIED<br>(ALL TOLERANCES ARE NON-CUMULATIVE) |               |                  |
| .X ± .060                                                                                         | .XXX ± .015   | FRACTIONAL: 1/16 |
| .XX ± .030                                                                                        | .XXXX ± .005  | ANGULAR: 1°      |

**Marlboro**  
MANUFACTURING INC.

11750 Marlboro Avenue, NE  
Alliance, Ohio 44601  
www.marlbوروhinge.com  
sales@marlbوروhinge.com  
Phone 330-935-2445  
Fax 330-935-2748