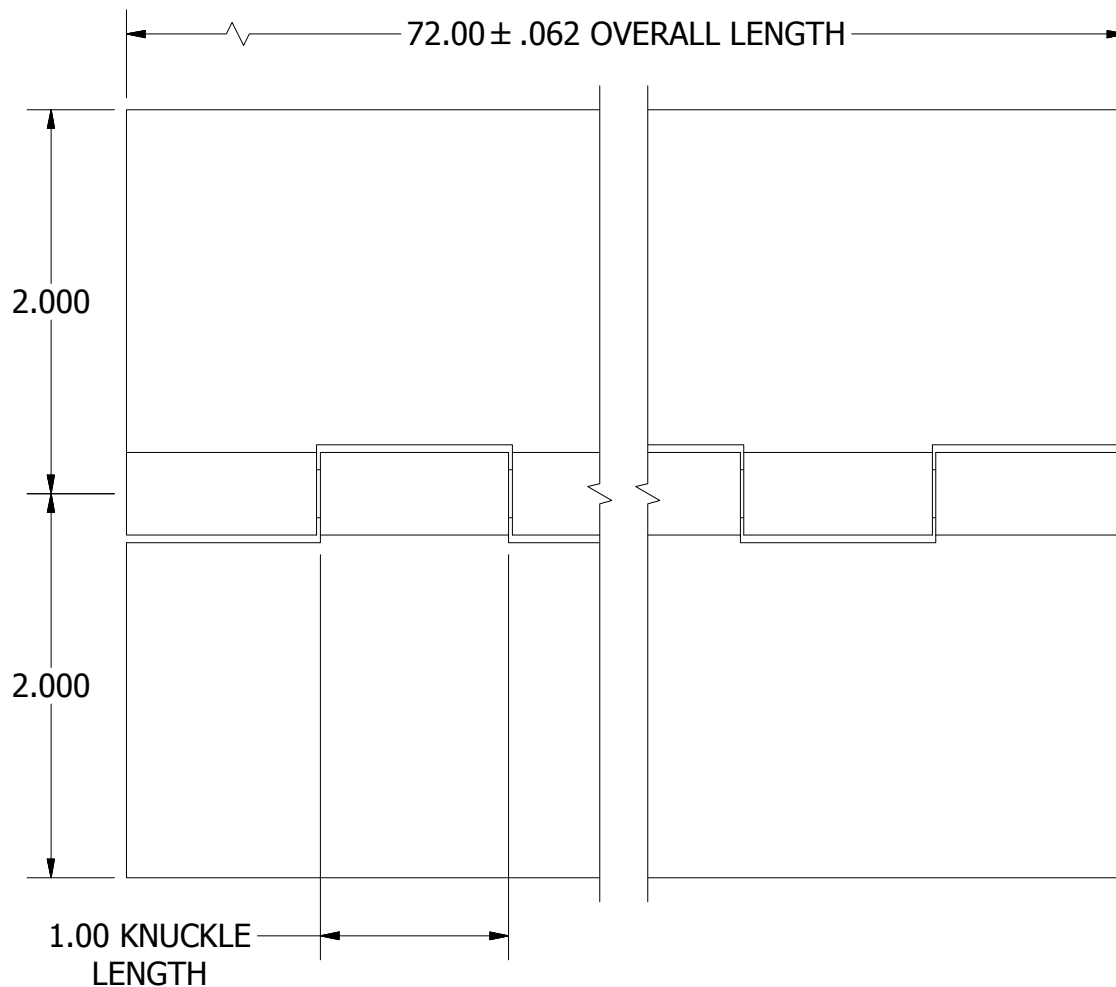
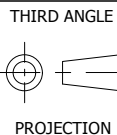
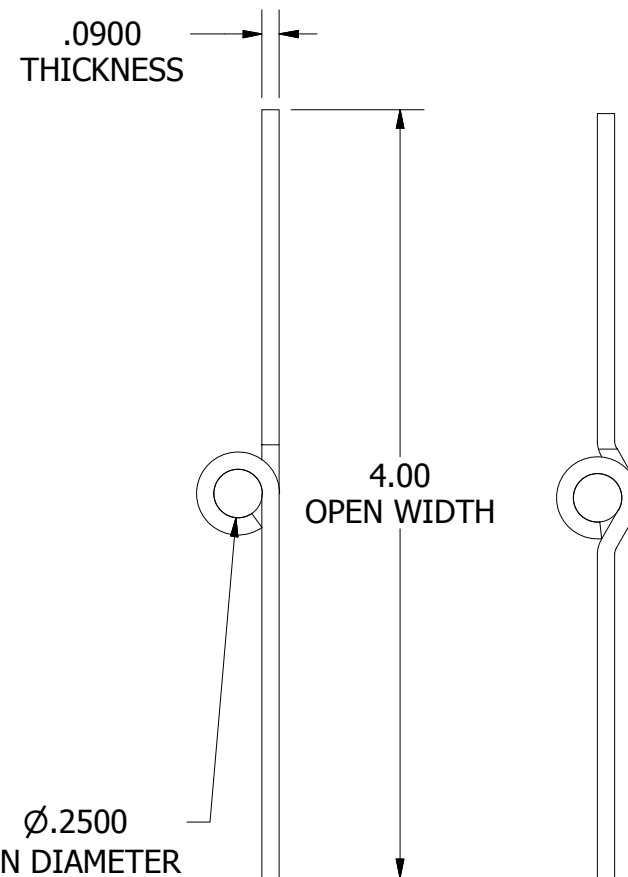


**A**  
SIZE



BEFORE SWAGE



BEFORE SWAGE

AFTER SWAGE

**NOTES:**

- 1.) HINGE DRAWN KNUCKLE UP.
- 2.) ALL HINGES ARE COMMERCIAL DIE CUT QUALITY.
- 3.) RANGE OF MOTION IS APPROXIMATELY 270°.
- 4.) DIMENSIONS AND TOLERANCES APPLY TO PART PRIOR TO ANY FINISH APPLICATION.
- 5.) BOTH LEAVES SWAGED. SWAGING SLIGHTLY INCREASES LEAF WIDTH.

PART NUMBER:		SCALE:
<b>S09306472SW</b>		<b>1:1</b>
LEAF MATERIAL:	PIN MATERIAL:	FINISH:
<b>STEEL</b>	<b>STEEL</b>	<b>MILL</b>
MARLBORO STANDARD TOLERANCES UNLESS OTHERWISE SPECIFIED (ALL TOLERANCES ARE NON-CUMULATIVE)		
.X ± .060	.XXX ± .015	FRACTIONAL: 1/16
.XX ± .030	.XXXX ± .005	ANGULAR: 1°

**Marlboro**  
MANUFACTURING INC.

11750 Marlboro Avenue, NE  
Alliance, Ohio 44601  
www.marlbوروhinge.com  
sales@marlbوروhinge.com  
Phone 330-935-2445  
Fax 330-935-2748